


The Cruise Place's Honeymoon and Travel Tips

1. Choose a destination that neither of you have been to before.
2. Wait a full day or two after your wedding before you take off for your honeymoon.
3. Do not use the bride's new married name for reservations. The name on your passport must match your airline tickets, so brides may wish for all reservations to be under their maiden name.
Always ask for a queen or king bed when making your reservations.
4. Do not skimp on accommodations.
5. If you are on a fixed budget and haven't found anything that fits your idea of a dream honeymoon, consider signing up for a honeymoon registry. Give friends and family the chance to contribute to a honeymoon fund.
6. Be very careful about taking honeymoon travel advice from friends and family.
7. Plan your trip together.
8. Consider looking at all-inclusive resorts.
9. Always tell your travel agent and the resort/cruise/hotel that you are honeymooners.
10. Have fun while you plan!



<Insert YOU Here>



Packing Suggestions

- Bring a days worth of clothing and travel size toiletries on the plane just in case the airline loses your luggage.
- Also, pack a mix of each of your clothes in separate bags so that if one bag is lost, you will both have something to wear.
- Bring photocopies of medical prescriptions (and translations into foreign languages) if you are traveling abroad.
- Bring photocopies of your passports (this will work as a temporary replacement if they are lost or stolen) and travel insurance coverage.
- Take along a list of important phone numbers, including your personal doctor(s), The Cruise Place and credit card companies.
- Pack an extra bag or daypack to use on day trips, and to carry gifts and other purchases home at the end.
- Take a few Ziploc plastic bags (e.g., for wet clothing, little souvenirs, film, etc.).
- Bring hand sanitizer or antibacterial wipes to use when a sink is not available. This can prevent you from getting an upset stomach in more primitive countries.




Passport and Visa Information

The best way to get the most up to date information on U.S. passport application procedures and requirements is to visit the U.S. State Department's Passport Services web site at: www.travel.state.gov/passport

Most countries require passports with three to six additional months validity from time of entry. Double-check your passport expiration date no less than eight weeks prior to your departure. This will give you time to renew it if necessary and if you have less than five weeks until departure, you may want to consider opting for the "expedited" service (costs an additional \$35) just to make sure you get your passports before you leave.

For certain countries, you will need to get a visa in order to enter the country (usually before you leave your country). For additional information on country entry requirements, visit the U.S. State Department's [Foreign Entry Requirements](http://www.travel.state.gov/foreignentryreqs.html) listing at www.travel.state.gov/foreignentryreqs.html




Tips for Using Frequent Flyer Miles *according to MoonRings*

You have diligently earned your frequent flyer miles, so, what better way to spend them than on your honeymoon?


Since airfare can be a major cost component of a honeymoon, many couples want to use their miles to lessen the expense making faraway exotic destinations more accessible since you don't have to pay the high ticket price. It is important, however, if you wish to use your miles, that you do take certain strategies and plans into account.

Mileage Problem Areas

When planning your honeymoon, it is important to realize that frequent flyer availability can be limited. If you are considering Hawaii, Europe (during the summer), or other destinations during peak travel periods such as Christmas or spring break, you may have more difficulty in using your miles. Day of departure also matters. Saturday and Sunday departures, as well as Saturday and Sunday returns decrease the likelihood that tickets will be available. If you wish to honeymoon far off the beaten path, you may need to use multiple airline carriers to reach your final destination. In fact, it's possible to get most places using miles, but such itineraries may be quite complex. If you intend to try this, attention to detail and advance planning are especially important. From the US, Bali (Indonesia), for instance, can be reached by using United Airlines and Singapore Airlines, which are mileage partners. The Seychelles (off the coast of Africa) can be reached by using a combination of American Airlines and their OneWorld partner, British Airways.



Finally, the frequency of flights to your honeymoon destination will impact your ability to use your miles. For example, if there is only one daily flight from Chicago to Oahu, Hawaii, you will have less flexibility than if you are going to Oahu from San Francisco, which may have four flights daily.




Tips for Success

So, what can you do to increase the odds of getting those free tickets?

- Plan as far in advance as possible! Most airlines allow you to book a free ticket up to 365 days in advance. This is especially important for highly traveled routes such as the mainland US to Hawaii and Europe.
- Be flexible in your departure dates. Can you leave on a Monday and come home on a Friday, instead of Sunday to Sunday? Allowing for alternate days and times of departure and return will make things easier.
- Look for alternative routes. If you are flying to Paris, but mileage seats are unavailable, try Brussels or London instead. Both are reasonably close to Paris, and you could add some interesting variety to your trip. Similarly, accept an indirect route or change of planes. If you are willing to change planes, you will be more likely to find availability than by requiring non-stop or direct flights.
- Take advantage of airline partners. If Northwest doesn't have a seat for you, try KLM, their worldwide partner.
- Get on a waiting list for the flights you want. The airlines monitor their demand and optimize their seating every day, so seats for mileage programs may open up later on. Keep checking - you may be pleasantly surprised.
- Have a fallback plan: if your honeymoon destination is contingent on your ability to use frequent flyer miles, make sure you have "Plan B" ready to go, which may be a second choice destination that doesn't involve costly airfares.



Be creative! Several airlines will allow you to pay for tickets with a mix of cash and miles - you get reduced airfares while redeeming some miles, and availability is generally better than using straight miles. If you're "short" a few miles for that perfect destination, check into purchasing additional miles to top up your balance.



Making it Happen

The airlines have made it easy to redeem your miles, either via the Internet or telephone. If you are working with a travel agent, they will sometimes contact the airlines on your behalf. But, because of the many availability and timing issues, it is usually EASIEST for you to try to book the seats yourself.

Having your agent try to handle this usually takes longer because it will require multiple conversations between you and the agent and the agent and the airline. You're better off contacting the airline directly.



Alternatives

If you want to get to your destination in comfort and style, consider using your miles for an upgrade. If you don't have the miles needed for free first class tickets to Sydney, buy coach seats and upgrade. Upgrades can be made up to a year in advance. United Airlines' Kurt Ebenhoch says, "Upgrading is the best value for your mileage" considering how expensive business and first class tickets are.



Call The Cruise Place Honeymoon Specialists for more info at **520-886-7447** or visit our website at: **www.TheCruisePlace.com/honeymoons**